



**1 GHz 1,6/5.6 LATCHING S.P.D.T. SWITCH**

OPTIONS :/SUPP.DIODES

**R F CHARACTERISTICS**

FREQUENCY RANGE : 0 - 1 GHz  
IMPEDANCE : 75 Ohms

FREQUENCY (GHz)	0 - 0.5	0.5 1
V.S.W.R <=	1.25	1.30
INSERT. LOSS <=	0.15 dB	0.20
ISOLATION >=	90 dB	80
AVER. POWER (*)	150 W	150

**ELECTRICAL CHARACTERISTICS**

ACTUATOR : LATCHING  
NOMINAL CURRENT AT 25° C (±10%) : 210 mA  
ACTUATOR VOLTAGE (Vcc) : 12V (10.2 to 13V)// NEGATIVE COMMON  
TERMINALS : solder pins (250° C max./30 sec.)

**MECHANICAL CHARACTERISTICS**

CONNECTORS : 1,6/5.6 fem. per IEC 169-13  
LIFE : 5.000 .000 cycles  
SWITCHING TIME (nominal voltage;25° C) : < 10 ms  
CONSTRUCTION : splashproof  
WEIGHT : < 45 g

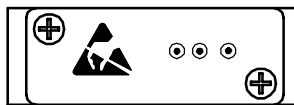
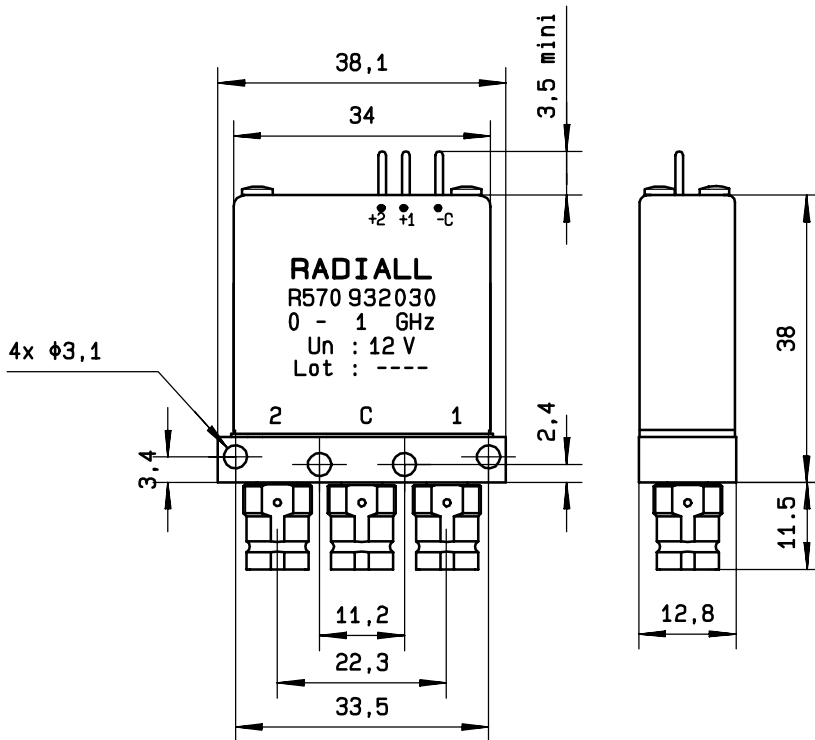
**ENVIRONMENTAL CHARACTERISTICS**

OPERATING TEMPERATURE RANGE (°C) : -25 , +70  
STORAGE TEMPERATURE RANGE (°C) : -40 , +85

(\* : average power at 25° C)

4112-9212 This information is given as an indication. In the continual goal to improve our products, we reserve the right to make any modifications judged necessary

**DRAWING**

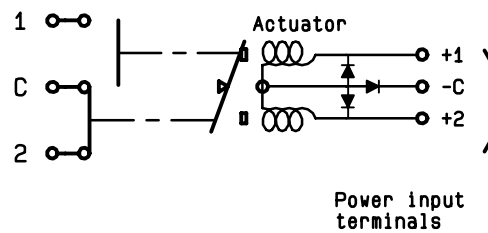


General tolerance:  $\pm 0,5$  mm

**SCHEMATIC DIAGRAM**

Voltage	RF continuity
- C + 1	C $\leftrightarrow$ 1
- C + 2	C $\leftrightarrow$ 2

RF input



4113-9212 This information is given as an indication. In the continual goal to improve our products, we reserve the right to make any modifications judged necessary